

1404

Male Pipe x Female Pipe Swivel



(1) NPTF male, (2) NPSM swivel
SAE# 140130 Parker 0107
Aeroquip 2045 (Reversed)
Weatherhead 9205 (Reversed)

| Part No. | T(1) | T(2) |
|------------|--------|--------|
| 1404-02-02 | 1/8" | 1/8" |
| 1404-02-04 | 1/8" | 1/4" |
| 1404-04-02 | 1/4" | 1/8" |
| 1404-04-04 | 1/4" | 1/4" |
| 1404-04-06 | 1/4" | 3/8" |
| 1404-04-08 | 1/4" | 1/2" |
| 1404-06-04 | 3/8" | 1/4" |
| 1404-06-06 | 3/8" | 3/8" |
| 1404-06-08 | 3/8" | 1/2" |
| 1404-08-04 | 1/2" | 1/4" |
| 1404-08-06 | 1/2" | 3/8" |
| 1404-08-08 | 1/2" | 1/2" |
| 1404-08-12 | 1/2" | 3/4" |
| 1404-12-08 | 3/4" | 1/2" |
| 1404-12-12 | 3/4" | 1" |
| 1404-12-16 | 3/4" | 1" |
| 1404-16-12 | 1" | 3/4" |
| 1404-16-16 | 1" | 1" |
| 1404-16-20 | 1" | 1-1/4" |
| 1404-20-16 | 1-1/4" | 1" |
| 1404-20-20 | 1-1/4" | 1-1/4" |
| 1404-20-24 | 1-1/4" | 1-1/2" |
| 1404-24-20 | 1-1/2" | 1-1/4" |
| 1404-24-24 | 1-1/2" | 1-1/2" |
| 1404-32-32 | 2" | 2" |

1405

Female Pipe x Female Pipe Swivel



(1) NPTF female, (2) NPSM swivel
SAE# 140131 Parker 0207
Aeroquip 2046 (Reversed)
Weatherhead 9255 (Reversed)

| Part No. | T(1) | T(2) |
|------------|--------|--------|
| 1405-02-02 | 1/8" | 1/8" |
| 1405-02-04 | 1/8" | 1/4" |
| 1405-04-02 | 1/4" | 1/8" |
| 1405-04-04 | 1/4" | 1/4" |
| 1405-04-06 | 1/4" | 3/8" |
| 1405-06-04 | 3/8" | 1/4" |
| 1405-06-06 | 3/8" | 3/8" |
| 1405-06-08 | 3/8" | 1/2" |
| 1405-08-04 | 1/2" | 1/4" |
| 1405-08-06 | 1/2" | 3/8" |
| 1405-08-08 | 1/2" | 1/2" |
| 1405-08-12 | 1/2" | 3/4" |
| 1405-12-08 | 3/4" | 1/2" |
| 1405-12-12 | 3/4" | 3/4" |
| 1405-12-16 | 3/4" | 1" |
| 1405-16-12 | 1" | 3/4" |
| 1405-16-16 | 1" | 1" |
| 1405-20-20 | 1-1/4" | 1-1/4" |
| 1405-24-24 | 1-1/2" | 1-1/2" |
| 1405-32-32 | 2" | 2" |

1406

Female Pipe Swivel Union



(1) NPSM swivel, (2) NPSM swivel

| Part No. | T(1) | T(2) |
|------------|------|------|
| 1406-04-04 | 1/4" | 1/4" |
| 1406-06-06 | 3/8" | 3/8" |
| 1406-08-08 | 1/2" | 1/2" |
| 1406-12-12 | 3/4" | 3/4" |

1501

Male Pipe x Female Pipe Swivel 90° Elbow




(1) NPTF male, (2) NPSM
SAE# 140230 Parker 2107
Aeroquip 2047 (Reversed)
Weatherhead 9405 (Reversed)

| Part No. | T(1) | T(2) |
|------------|--------|--------|
| 1501-02-02 | 1/8" | 1/8" |
| 1501-02-04 | 1/8" | 1/4" |
| 1501-04-02 | 1/4" | 1/8" |
| 1501-04-04 | 1/4" | 1/4" |
| 1501-04-06 | 1/4" | 3/8" |
| 1501-04-08 | 1/4" | 1/2" |
| 1501-06-04 | 3/8" | 1/4" |
| 1501-06-06 | 3/8" | 3/8" |
| 1501-06-08 | 3/8" | 1/2" |
| 1501-08-04 | 1/2" | 1/4" |
| 1501-08-06 | 1/2" | 3/8" |
| 1501-08-08 | 1/2" | 1/2" |
| 1501-08-12 | 1/2" | 3/4" |
| 1501-12-04 | 3/4" | 1/4" |
| 1501-12-06 | 3/4" | 3/8" |
| 1501-12-08 | 3/4" | 1/2" |
| 1501-12-12 | 3/4" | 3/4" |
| 1501-12-16 | 3/4" | 1" |
| 1501-16-08 | 1" | 1/2" |
| 1501-16-12 | 1" | 3/4" |
| 1501-16-16 | 1" | 1" |
| 1501-16-20 | 1" | 1-1/4" |
| 1501-20-16 | 1-1/4" | 1" |
| 1501-20-20 | 1-1/4" | 1-1/4" |
| 1501-20-24 | 1-1/4" | 1-1/2" |
| 1501-24-20 | 1-1/2" | 1-1/4" |
| 1501-24-24 | 1-1/2" | 1-1/2" |
| 1501-32-32 | 2" | 2" |

1501L

Male Pipe x Female Pipe Swivel 90° Elbow, Long



(1) NPTF male, (2) NPSM swivel

| Part No. | T(1) | T(2) |
|-------------|------|------|
| 1501L-04-04 | 1/4" | 1/4" |
| 1501L-06-06 | 3/8" | 3/8" |
| 1501L-08-06 | 1/2" | 3/8" |
| 1501L-08-08 | 1/2" | 1/2" |
| 1501L-12-12 | 3/4" | 3/4" |

1502

Female Pipe x Female Pipe Swivel 90° Elbow



(1) NPTF female, (2) NPSM swivel
SAE# 140231 Parker 2207
Aeroquip 2048 (Reversed)
Weatherhead 9455 (Reversed)


| Part No. | T(1) | T(2) |
|------------|--------|--------|
| 1502-02-02 | 1/8" | 1/8" |
| 1502-02-04 | 1/8" | 1/4" |
| 1502-04-02 | 1/4" | 1/8" |
| 1502-04-04 | 1/4" | 1/4" |
| 1502-04-06 | 1/4" | 3/8" |
| 1502-06-04 | 3/8" | 1/4" |
| 1502-06-06 | 3/8" | 3/8" |
| 1502-06-08 | 3/8" | 1/2" |
| 1502-08-04 | 1/2" | 1/4" |
| 1502-08-06 | 1/2" | 3/8" |
| 1502-08-08 | 1/2" | 1/2" |
| 1502-08-12 | 1/2" | 3/4" |
| 1502-12-08 | 3/4" | 1/2" |
| 1502-12-12 | 3/4" | 3/4" |
| 1502-12-16 | 3/4" | 1" |
| 1502-16-12 | 1" | 3/4" |
| 1502-16-16 | 1" | 1" |
| 1502-20-20 | 1-1/4" | 1-1/4" |
| 1502-24-24 | 1-1/2" | 1-1/2" |
| 1502-32-32 | 2" | 2" |

Female Pipe Swivels (NPSM)

www.fittings-adapters.com

SABE


1503
Male Pipe x Female Pipe Swivel 45° Elbow



(1) NPTF male, (2) NPSM swivel
SAE# 140330 Parker 3107
Aeroquip 2049 (Reversed)
Weatherhead 9355 (Reversed)

| Part No. | T(1) | T(2) |
|------------|--------|--------|
| 1503-02-02 | 1/8" | 1/8" |
| 1503-02-04 | 1/8" | 1/4" |
| 1503-04-02 | 1/4" | 1/8" |
| 1503-04-04 | 1/4" | 1/4" |
| 1503-04-06 | 1/4" | 3/8" |
| 1503-06-04 | 3/8" | 1/4" |
| 1503-06-06 | 3/8" | 3/8" |
| 1503-06-08 | 3/8" | 1/2" |
| 1503-08-04 | 1/2" | 1/4" |
| 1503-08-06 | 1/2" | 3/8" |
| 1503-08-08 | 1/2" | 1/2" |
| 1503-08-12 | 1/2" | 3/4" |
| 1503-12-06 | 3/4" | 3/8" |
| 1503-12-08 | 3/4" | 1/2" |
| 1503-12-12 | 3/4" | 3/4" |
| 1503-12-16 | 3/4" | 1" |
| 1503-16-12 | 1" | 3/4" |
| 1503-16-16 | 1" | 1" |
| 1503-16-20 | 1" | 1-1/4" |
| 1503-20-16 | 1-1/4" | 1" |
| 1503-20-20 | 1-1/4" | 1-1/4" |
| 1503-24-24 | 1-1/2" | 1-1/2" |
| 1503-32-32 | 2" | 2" |


1504
Female Pipe x Female Pipe Swivel 45° Elbow



(1) NPTF female, (2) NPSM swivel
SAE# 140331
Aeroquip 2050 (Reversed)


| Part No. | T(1) | T(2) |
|------------|------|------|
| 1504-02-02 | 1/8" | 1/8" |
| 1504-04-04 | 1/8" | 1/4" |
| 1504-04-06 | 1/4" | 1/8" |
| 1504-06-04 | 1/4" | 1/4" |
| 1504-06-06 | 1/4" | 3/8" |
| 1504-08-06 | 1/4" | 1/2" |
| 1504-08-08 | 3/8" | 1/4" |
| 1504-12-08 | 3/8" | 3/8" |
| 1504-12-12 | 3/8" | 1/2" |
| 1504-16-12 | 1/2" | 1/4" |
| 1504-16-16 | 1/2" | 3/8" |
| 1504-20-20 | 1/2" | 1/2" |
| 1504-24-24 | 1/2" | 3/4" |

1504SS
Female Pipe x Female Pipe Swivel 45° Elbow



(1) NPTF female, (2) NPSM swivel
Stainless Steel


1601
Male Pipe x Female Pipe Swivel Branch Tee



(1) NPTF male, (2) NPSM swivel, (3) NPSM swivel
Aeroquip 2254 (Reversed)

| Part No. | T(1) | T(2) |
|---------------|--------|---------------|
| 1601-02-02-02 | 1/8" | 1/8" 1/8" |
| 1601-04-04-04 | 1/4" | 1/4" 1/4" |
| 1601-04-06-06 | 1/4" | 3/8" 3/8" |
| 1601-06-04-04 | 3/8" | 1/4" 1/4" |
| 1601-06-06-06 | 3/8" | 3/8" 3/8" |
| 1601-08-04-04 | 1/2" | 1/4" 1/4" |
| 1601-08-06-06 | 1/2" | 3/8" 3/8" |
| 1601-08-08-08 | 1/2" | 1/2" 1/2" |
| 1601-12-08-08 | 3/4" | 1/2" 1/2" |
| 1601-12-12-12 | 3/4" | 3/4" 3/4" |
| 1601-12-16-16 | 3/4" | 1" 1" |
| 1601-16-12-12 | 1" | 3/4" 3/4" |
| 1601-16-16-16 | 1" | 1" 1" |
| 1601-20-20-20 | 1-1/4" | 1-1/4" 1-1/4" |
| 1601-24-24-24 | 1-1/2" | 1-1/2" 1-1/2" |


1602
Female Pipe x Female Pipe Swivel Branch Tee



(1) NPTF female, (2) NPSM swivel, (3) NPSM swivel
Aeroquip 2253 (Reversed)

| Part No. | T(1) | T(2) |
|---------------|--------|---------------|
| 1602-02-02-02 | 1/8" | 1/8" 1/8" |
| 1602-04-04-04 | 1/4" | 1/4" 1/4" |
| 1602-06-04-04 | 1/4" | 1/4" 1/4" |
| 1602-06-06-06 | 3/8" | 3/8" 3/8" |
| 1602-08-06-06 | 1/2" | 3/8" 3/8" |
| 1602-08-08-08 | 1/2" | 1/2" 1/2" |
| 1602-12-08-08 | 3/4" | 1/2" 1/2" |
| 1602-12-12-12 | 3/4" | 3/4" 3/4" |
| 1602-16-12-12 | 1" | 1/2" 1/2" |
| 1602-16-16-16 | 1" | 1" 1" |
| 1602-20-20-20 | 1-1/4" | 1-1/4" 1-1/4" |

1603
Female Pipe Swivel Tee



(1-3) NPSM swivel

| Part No. | T(1-3) |
|---------------|--------|
| 1603-02-02-02 | 1/8" |
| 1603-04-04-04 | 1/4" |
| 1603-06-06-06 | 3/8" |
| 1603-08-08-08 | 1/2" |
| 1603-12-12-12 | 3/4" |
| 1603-16-16-16 | 1" |
| 1603-20-20-20 | 1-1/4" |

We are also manufacturing ALL these items with BRASS
C36000(Barstock), C37700(Forging), C46500(Lead-free)
Nomenclature suffix "B" on Series number, for example 2404B-06-04

We are also manufacturing ALL these items with Stainless Steel
SS304, SS316, SS316L
Nomenclature suffix "S4"(SS304) "S6"(SS316) "S6L"(SS316L) on Series number, for example 1504S6-06-04